

# Cartoon Fun

**REMEMBER:** Nobody else in the whole world has a DNA recipe quite like yours – you are a very special person!

The human “recipe for life” is very large. Nobody fully understands how all of the ingredients work together to make a human being because the rules are so complicated. To make a human eye, you need several very long recipes taken from different chromosomes.

But in Cartoonland we have made the rules much easier for you to understand. We have made up some short simple DNA recipes to build cartoon faces. So why don't you use our rules to build your own cartoon character.

What to do

- Choose the features which you like from the sheets, cut them out carefully along the dotted lines and stick them on the cartoon face. Don't forget to give your character a name!

- Write down the DNA recipes for your characters by filling in the boxes on this page. To make it easier, we have only shown you one strand of the DNA. We have already filled in the recipe for the eyes to get you started.

- If there is time, give your worksheet to another group so that they can have a go at building your character. Would you expect the character they build to be exactly the same as yours?

The DNA of my cartoon character is:

The DNA of my cartoon character is:

eyes


nose

hair

eyebrows


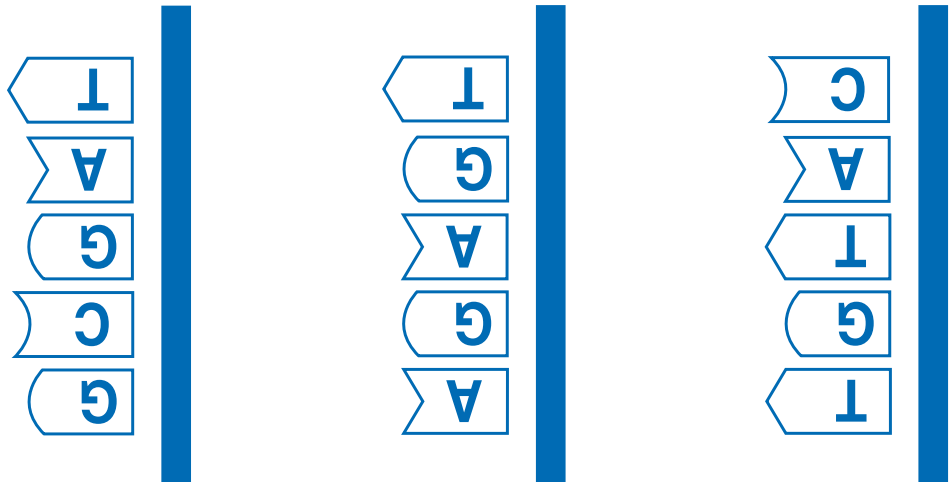
mouth

T C A G C


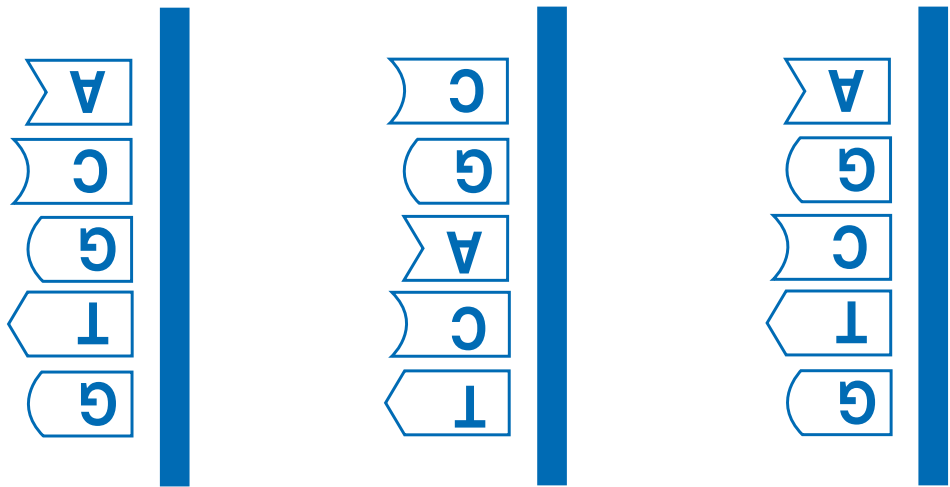


The name of my cartoon character is:







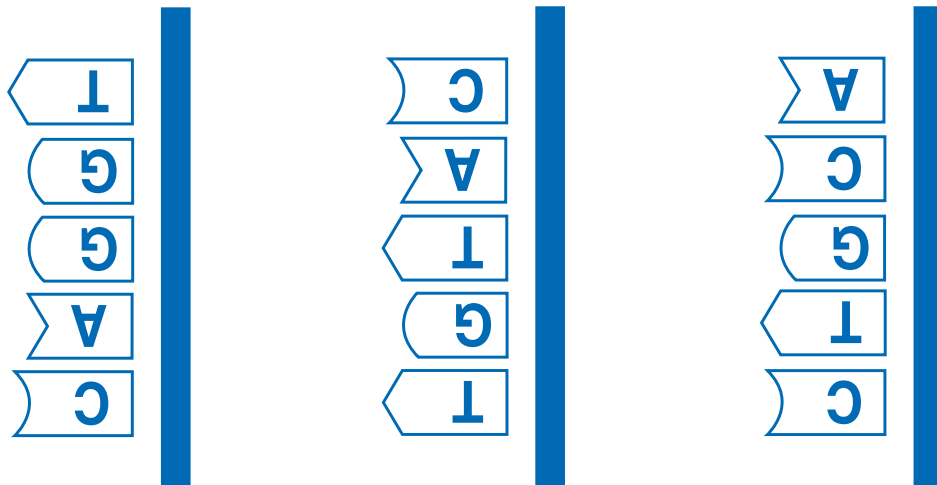
DNA "recipes" for noses



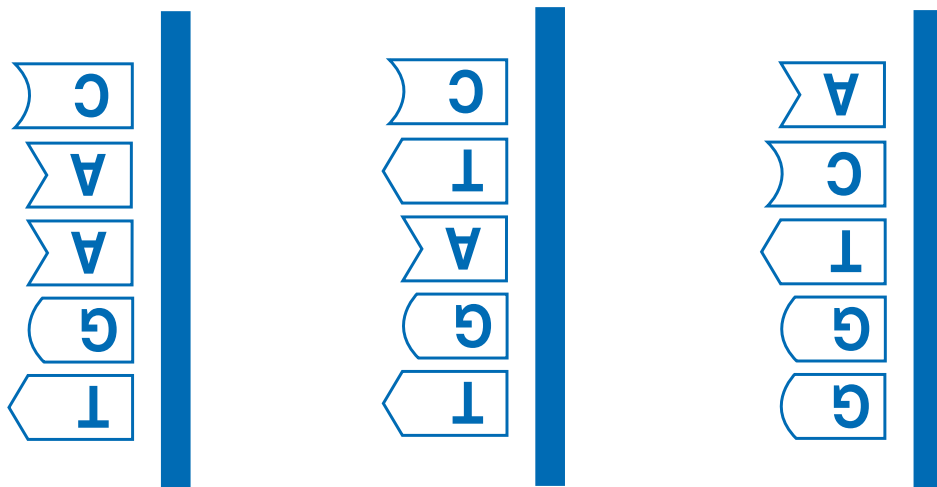
DNA "recipes" for eyes



DNA "recipes" for mouths



DNA "recipes" for eyebrows



DNA "recipes" for hair

A  
T  
C  
A  
G

G  
T  
G  
T  
C

T  
A  
G  
C  
A

